

## How to make playing spoons

Anyone can play music around the campfire with spoons! Follow these instructions to rock out with your friends and family in no time!

**What you'll need: 2x metal spoons, 2x elastic bands, 1x eraser**




### Step-by-step instructions

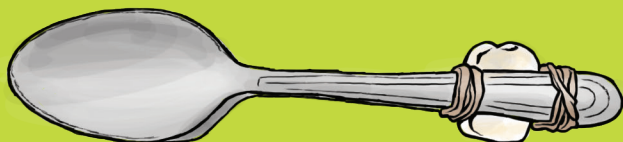
1. Get your two spoons and hold them together back to back.



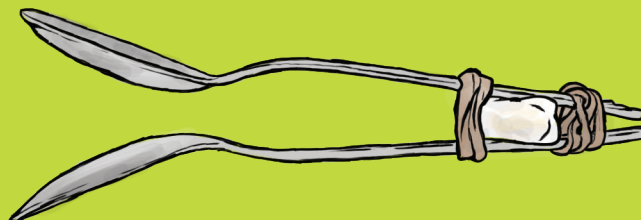
2. Put the eraser between the two spoons.



3. Wrap the two elastics on either side of the eraser.



4. Make sure that the eraser creates a little gap between the two spoon backs.



Now that you've got your spoons, check out this video to learn how to play them: <https://youtu.be/pl8nbb7RAfY>