



Halifax Citadel
National Historic Site



X

plorers

Parks Canada



– Halifax Citadel –

Your name: _____

Printed on recycled paper.

VA25
Aussi disponible en français



Parks Canada
Parcs Canada

Canada

Welcome!

This fort was home for British soldiers and their families in Victorian times. It was their job to defend Canada. Imagine you are here to inspect the fort. Is it a good place to live? Does a soldier's life in those days seem fun or boring? How does it compare to your life today?

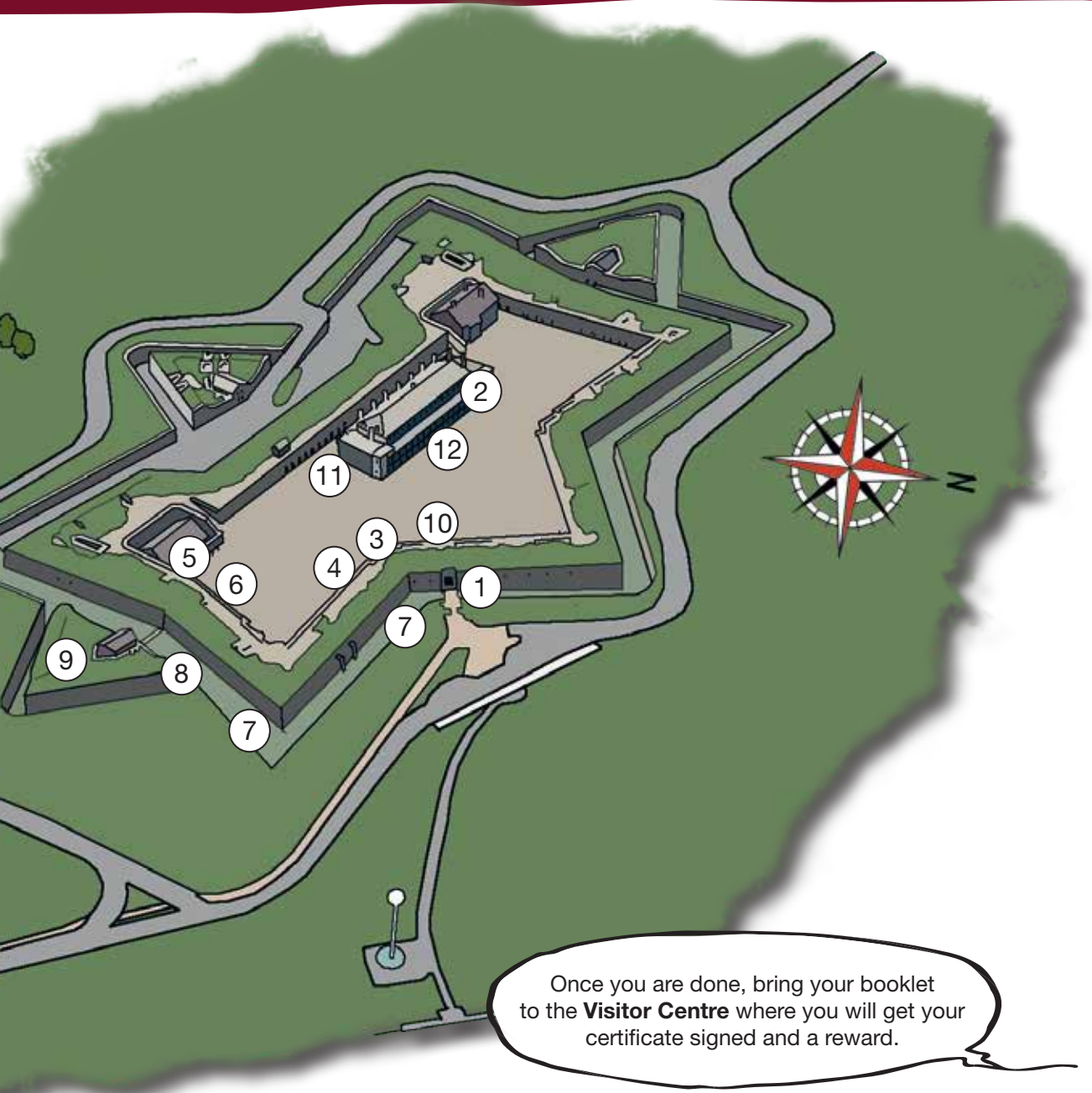
The numbers on the map show you where to go to do the activities.

Happy Xploring!

- ① Citadel's Gate
- ② Barrack Room in Cavalier Building
- ③ Orderly Room
- ④ Tailor Shop
- ⑤ Garrison School Room
- ⑥ Sally Port
- ⑦ Musketry Gallery
- ⑧ Ditch
- ⑨ South Ravelin
- ⑩ Guard Room
- ⑪ "Fortress Halifax" Exhibit
- ⑫ Visitor Centre



to Halifax Citadel National Historic Site



Try it out !!!

Go to
1

Can you stand sentry?



I am a sentry, a soldier who guards this place. I stand guard for an hour at a time. Back in 1869, soldiers had to stand guard for 2 hours at a time! Think you could do this?

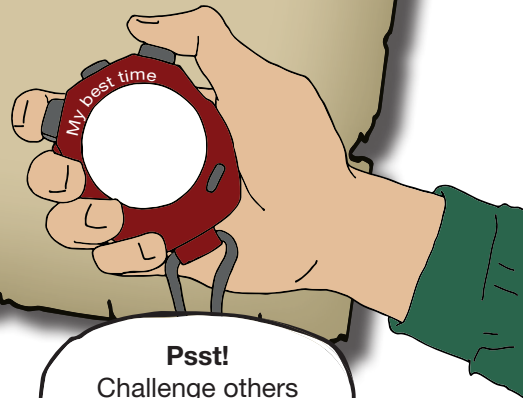


Your mission



- Pick a spot that looks like it should be guarded.
- Stand at attention for a full minute (yes you're allowed to blink).
- Try two minutes, then three and longer.
- Write down your record.

- 1 minute
- 2 minutes
- 3 minutes
- more: _____ min.



Psst!
Challenge others
in your group to try
it out too.

Join in



Go to
3

Join the british army!

This was the main office where soldiers got their orders. There were no computers back then - everything was written with a pen and ink!

Using one of the dip pens, fill this “enlistment” form to join the British Army!

Psst!
Make sure the ink is dry before closing your booklet!

ENLISTMENT FORM

Name _____

Age apparently _____ years _____ months.

Height _____ foot _____ inches.

Eyes _____ Hair _____

Distinctive Marks _____

He can see at the required distances with either eye

This _____ day of _____ 18 _____

I hereby certify that the above-mentioned recruit was inspected by me, and I consider him in every respect fit for Her Majesty's Service, and that I have examined this attestation and find it properly filled up.

Staff signature

APPROVED

Take it easy

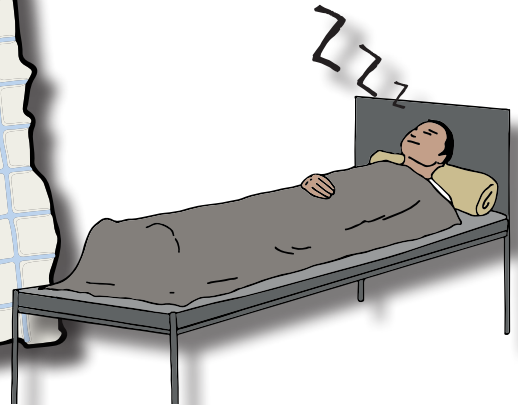


Go to
2

The soldier's home

Rooms like this were where the soldiers and their families lived at the Citadel. This was their bedroom, dining room, and living room all rolled into one! Find the opened bed at the back of the room.


Lie down and close your eyes. Try to get comfy!
How does this compare to your bedroom at home?



Sit at one of the tables. This is where the soldiers ate
all their meals.

Ask a soldier what they ate.

Does it sound like something you would like?



Check it out

Go to
2

The soldier's stuff

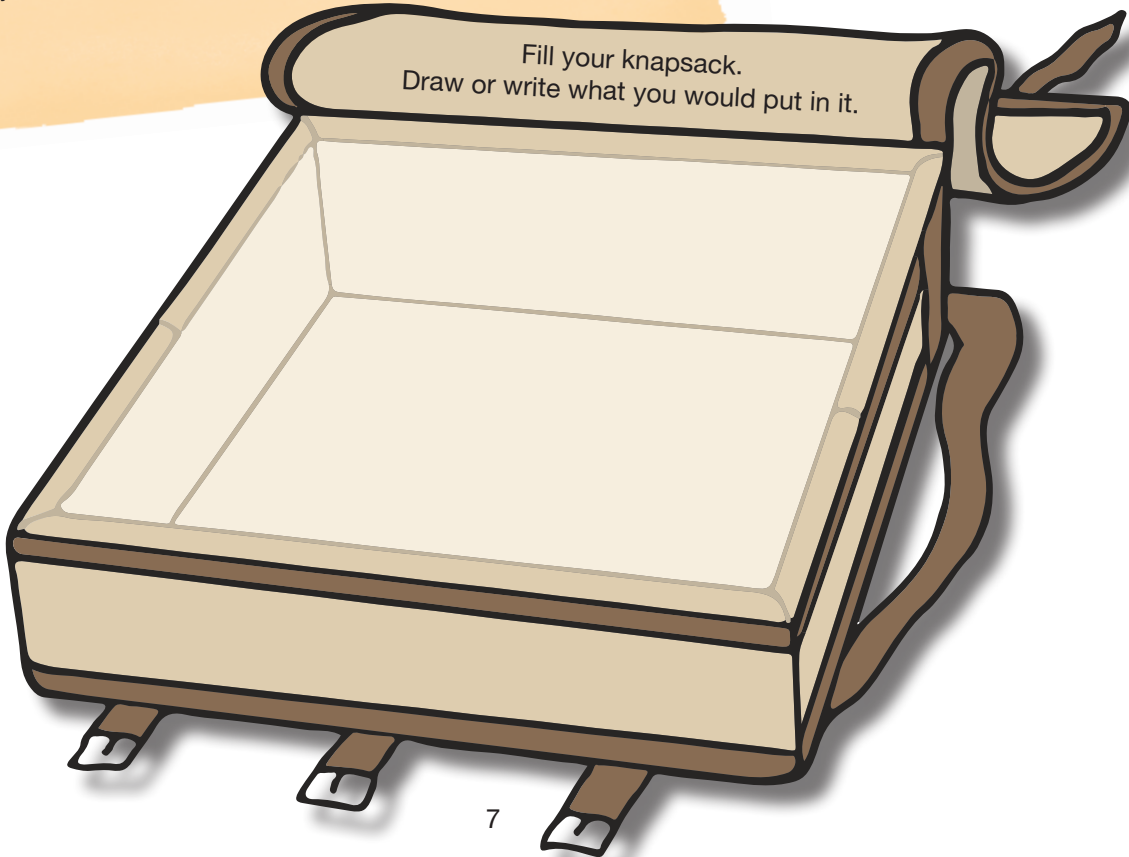
Look for the bed covered in stuff. Soldiers didn't own very many things. Everything had to fit in their knapsacks. Find the full knapsack. Most of the things on the bed are also in the knapsack!

Do you think it's heavy? YES NO

Do you think it's comfortable? YES NO



Fill your knapsack.
Draw or write what you would put in it.



Make believe






Go to
4



Dress like a soldier

Today you are a soldier in the 78th Highlanders. Go to the Tailor Shop!

Try on pieces of the soldier's uniform.



-  A private's doublet
-  A drill jacket
-  A piper's doublet

-  A Sergeant's doublet
-  A real kilt!

Pick your favorite
and strike a pose
for the camera.



Find it




Count the cannons

In 1869 there were more than fifty cannons on the walls of the Citadel.


How many cannons are there today?

I found: _____ cannons




 Smoothbore muzzle-loader




 7 inch rifled muzzle-loader



 10 inch mortar



 9 inch rifled muzzle-loader

Imagine

Go to
11

Life in camp!

Learn about the people who made the Halifax of today in the American Revolution exhibit. Back then, there were more soldiers here than the barracks could hold. Many lived in camps at the foot of Citadel Hill. Soldiers lived, washed, cooked and slept at their camp!

Find the tent and go inside.
Everyone pick a sleeping spot and sit or lie down. Does your family fit? Snap a selfie.



Psst!

4 or 5 soldiers lived in these tents for many years. Even in winter. Brrrrr!

Make believe



Go to
5

You run the garrison school!

Soldiers and their children learned their lessons here. Pretend that you are a student in the school room in 1869. Use a slate and a slate pencil to draw a picture or write a sentence.



9h

10h

11h

12h: *lunchtime*

13h

14h

15h

Go to the head of the class and sit at the schoolmaster's desk. Pretend that you are the schoolmaster and imagine the room is full of your students! Prepare a lesson on the chalkboard.

Figure it out ???

Go to
5

Old time school tools

In the Garrison Schoolroom, find these six things. Can you figure out what each was for?



Schoolroom Clock



Schoolroom Compass



Schoolroom Ball Frame



Schoolroom Coal Scoop



Schoolroom
Hand Bell



Schoolroom Magic Lantern

Psst!

You can ask the School attendant for help.

Take a walk

Go to
6

Through the tunnels!

There are tunnels at the Citadel! Two of them lead down to the ditch, and are called Sally Ports. To “sally” means to “go,” and a “port” is a door or passage.

Find the Sally Ports and walk through them (hint: use your map).



Go through one Sally Port to the ditch, then walk along the ditch until you find the next Sally Port, and come back up to the parade square.

Go investigate

Go to
7

Go inside the wall

Use a Sally Port to go to the ditch. Find one of the doors in the wall that has a set of wooden stairs. Those stairs lead to the “musketry gallery,” a tunnel inside the wall that goes all the way around the Citadel. Soldiers who defended the fort could hide in here and shoot through the little windows or “loop holes.”


Let your eyes adjust and walk through the tunnel as far as you can go.

Count the number of:

Loopholes

Little rooms

Write three words to describe
how it felt:



Try it out !!!

Go to
10

Get comfortable!

Head back to the Guard Room. This is where the fort's security force stayed.

Pretend you're a member of the Guard.



You have to stay alert, so if you get tired, your only bed is one of those big gray wooden shelves. See them?

Those are beds!



Go into the lock-up, the two jail cells at the back of the room. See the comfy looking beds?



Who had a better bed,
the prisoners or the Guard?



Halifax Citadel
National Historic Site

Xplorers

Parks Canada



[Blank white box for name]

is an official Parks Canada Xplorer

date

staff



Parks
Canada

Parcs
Canada

Canada