


OUTDOOR RALLY « LET'S MOVE IN THE PARK! »

NAMES : _____

1. PORTAGE TRAIL



This trail has been used for thousands of years by Indigenous People to bypass the (write the name)

_____ River.

Walk on the trail and **pretend to portage a canoe on your head** and **to carry your gear**.
Feel free to **sing a song** with your friends to get into the spirit!



There are **2 stops** to do along the way.

a) At the fountain, **meet the 3 military men dressed in red**. What are their names?

2. GUARD HOUSE

Walk to the end of the trail to the building with the white columns. This is a **guard house** in which British soldiers on watch duty stayed.

Stand guard on the balcony as long as you can without moving.
(But, yes, you can blink!)

Try this for :

- | | | |
|------------------|-----|----|
| • 10 seconds ... | YES | NO |
| • 30 seconds... | YES | NO |
| • 1 minute ... | YES | NO |



Note your best time! _____

Write 2 observations made during your watch duty.

1) _____

2) _____

3. PICNIC TABLES



Go back toward the fort and stop at the brown picnic tables.

The fort served different countries and purposes over time. Use the information on the tables to match the years with an event.

- | | |
|-------------|---|
| 1709 | Fort Chambly becomes British . |
| 1760 | The French build a stone fort. |
| 1775 | Patriotes Uprisings : Some subjects refuse to be under British control. |
| 1812 | War between the United States and Great Britain . A military base camp is built in the park. |
| 1837 | Fort Chambly becomes American ! |

4. WORK OUT!

Walk toward the fort and stop in the grassy area between the picnic tables and the red chairs.

Soldiers spent a lot of time training. **It is now your turn to work out!**

EXERCICES	Check ✓
15 seconds of running on the spot	
10 push-ups	
10 jumpings jacks	
10 sit-ups	




5. THE FORT: DEFENCE SYSTEM

Observe the fort. What is the name of a fort's **corner**?


- a) curtain wall b) flanquing c) bastion d) embrasure

Place the following 3 terms in the right boxes below: watch tower, loophole, embrasure



6. COPPER REDHORSE

Go to the big sign near the river. Do not go down to the water.



The copper redhorse is an endangered species of fish. Every year from late June to early July it comes to spawn here in the rapids.

On the sign, find 2 actions that you could undertake to protect the copper redhorse and write them down.

1. _____
2. _____

7. TONGUE TWISTER

Walk next to the fort alongside the river and stop at the door.

Do you see a block with openings above the door? It is a defence system called **machicolation brattice**. Hard to pronounce, right?!

Say 5 times, as fast as possible, “MACHICOLATION BRATTICE” without twisting your tongue! 😊

Check the box once you have done it!

☐


8. MOUNTAIN

Walk to the black fence overlooking the water in front of the fort.

What do you think is the **name of the mountain** on the other side of the basin?

- a) Mount Chambly
- b) Mount Royal
- c) Mount Saint-Bruno
- d) Mount Orford



9. MONUMENT



Head toward the P1 parking lot (where your bus is), but do not cross the bridge. Turn right toward the cement monument.

You are currently standing on an ancient _____.

Look around you, there is a **circle of 10 trees**.

Run around the circle of trees! Check the box once you have done it!



10. TREES

Head back toward the fort and **turn right on the small trail at the first intersection**. Walk slowly and open your eyes wide!

There are metal identification signs at the base of some trees. Those trees were planted to honor specific people or to commemorate important events.



Find the name of the trees which commemorate:

- **Mr Joseph-Octave Dion**, first curator of Fort Chambly _____
- **Gilles T. Sénécal**, lock-keeper at Chambly Canal _____
- 300th anniversary of the **Laprairie battle** _____

Do not walk past the benches. Turn left at the intersection.

11. FORMER STOCKADE



Head toward the fort's chapel and look for the logs on the ground. They represent the location of a stockade from 2nd wooden fort!

Jump from one log to another toward the entrance door!

12. ENTRANCE DOOR

Look at the entrance door. If you were to engrave **names** around the front door of your house, **which ones would you choose?**



Congratulations! You have completed the rally. We hope to see you again this summer with your friends & family!
The Fort Chambly team 😊

Outdoor Rally « Let's move in the park! »

1. Portage Trail	4. Work out!	7. Tongue Twister	10. Trees
2. Guard House	5. The Fort	8. Mountain	11. Former Stockade
3. Picnic Tables	6. Copper Redhorse	9. Monument	12. Entrance Door

