





Welcome to Glacier National Park and Rogers Pass National Historic Site!

### **How to become an Xplorer**

1. Complete 3 activities in this booklet.
2. Once you are done, bring your booklet to the Rogers Pass Discovery Centre (open 8am to 6pm, 7 days a week) or the Parks Canada office in Revelstoke, 301B 3rd Street West (open Monday to Friday, 8am to 12pm and 1pm to 4:30pm). You can also email or snail-mail us to become an Xplorer; see the instructions on the last page.
3. Talk to a staff member to get information on how to get your certificate and Parks Canada Xplorer souvenir.

The activities will be easier and more fun to do if you have an adult along. Show him/her this book to get started on your first challenge!

THIS  
BOOKLET  
BELONGS TO



# TAKE A LOOK

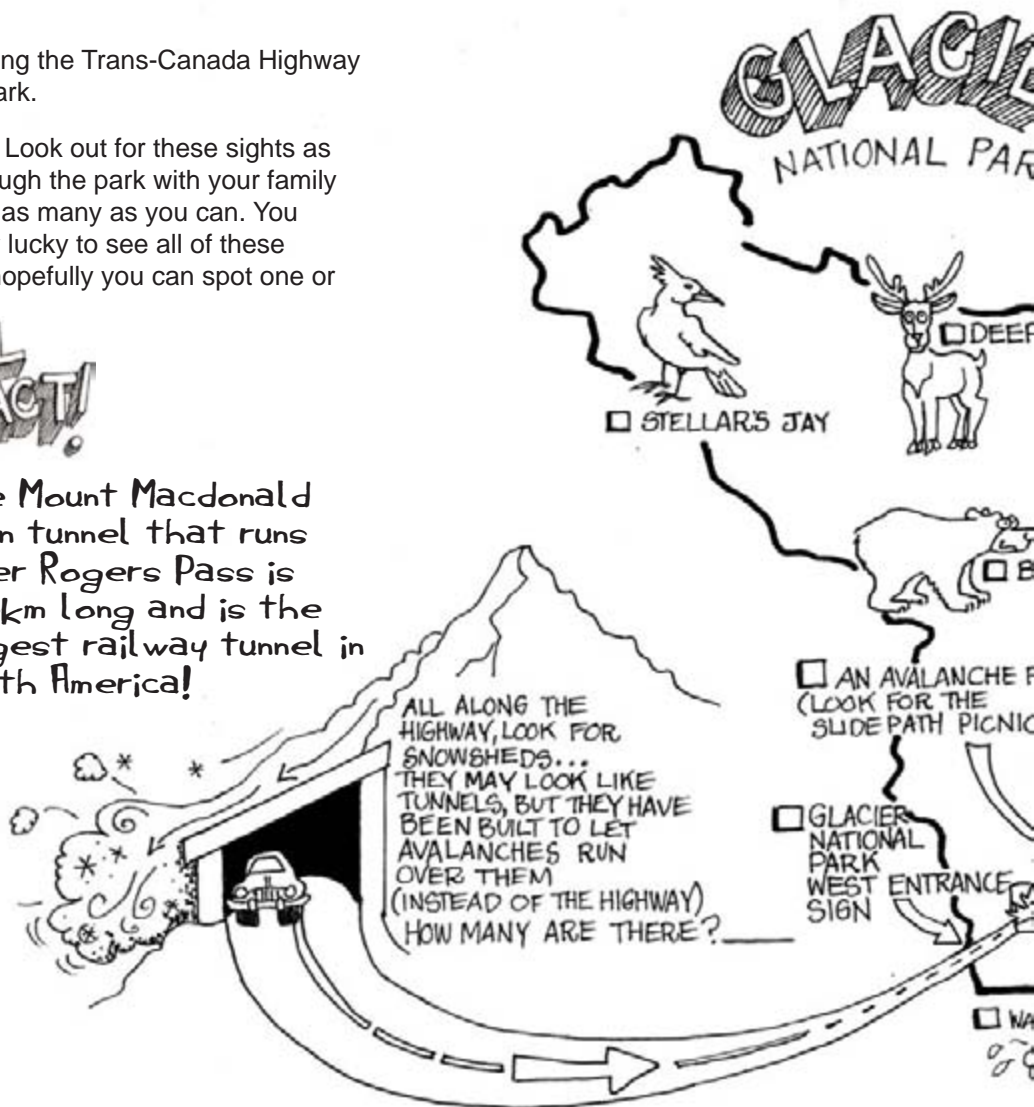
## EYE-SPY THROUGH THE PARK

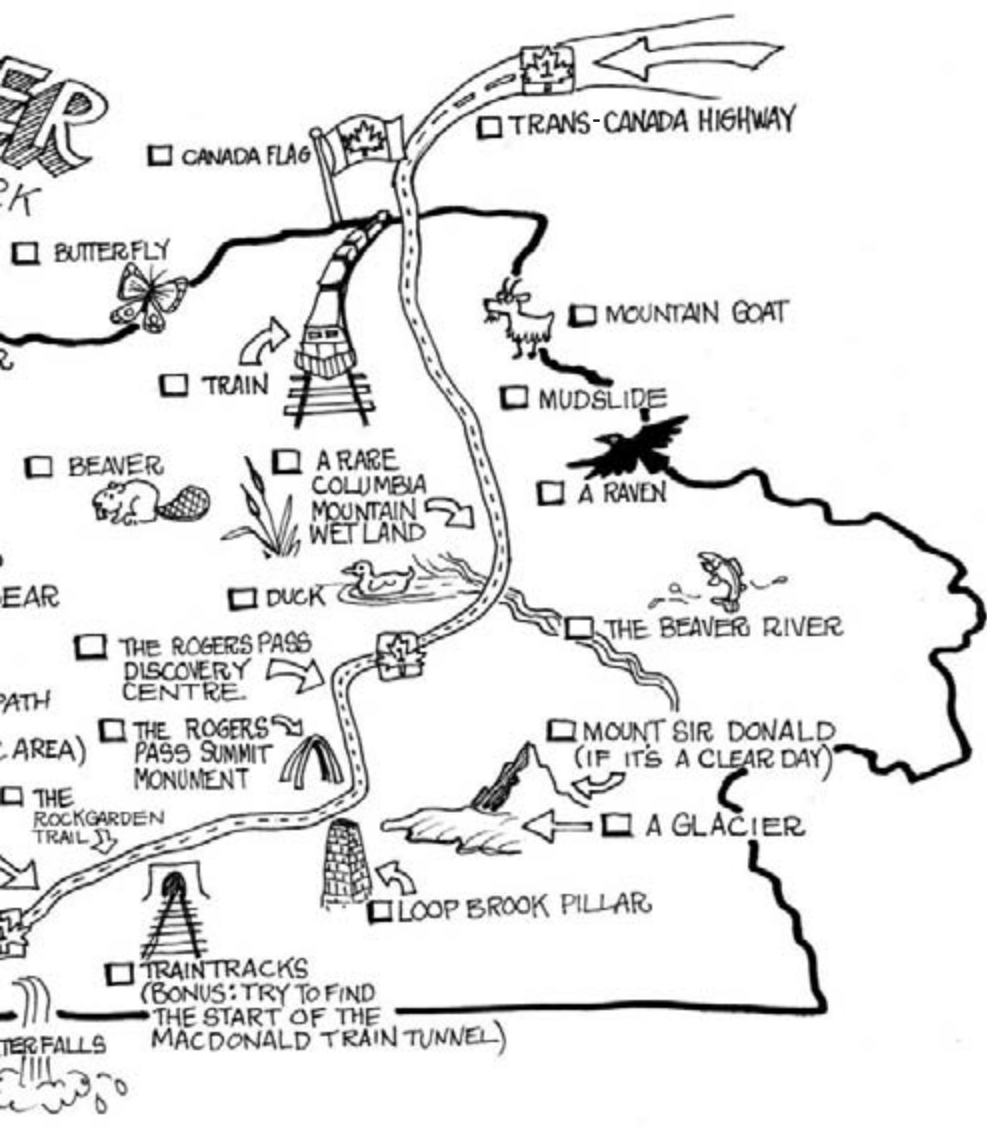
**Location:** Along the Trans-Canada Highway through the park.

**Instructions:** Look out for these sights as you drive through the park with your family and check off as many as you can. You would be very lucky to see all of these animals, but hopefully you can spot one or two.

**COOL  
FACT!**

The Mount Macdonald train tunnel that runs under Rogers Pass is 14.5km long and is the longest railway tunnel in North America!





# GO INVESTIGATE


---

## BECOME A TRACKER!

---

**Location:** The track table at the Welcome Desk in the Rogers Pass Discovery Centre.



**Instructions:** Find the right track stamp for each animal and stamp or draw it in the box next to the animal.





Bear




Human



Deer



Frog



**COOL FACT!**


Beavers have clear eyelids so they can see underwater!




beaver




Bird



Mouse



Train



# GO INVESTIGATE

---


## THE SCOOP ON POOP!

---

**Location:** Rogers Pass Discovery Centre.

**Instructions:** Check out the rubber scat at the “Scat Happens” display, then use it to match the clue to the animal. In case you’re wondering, scat is the scientific name for poop.

### WHO AM I?

- 
1. My scat may have bones, hair, berries or seeds in it. Beaver
  2. My scat is full of grass in the spring and berries in the summer. Deer
  3. You'll find sawdust in my scat and I usually poop next to a pond or creek. Bear
  4. My scat also has a lot of sawdust in it, but you'll find it at the base of a tree. Coyote
  5. My scat looks like chocolate covered raisins! Moose
  6. I usually bury my scat, just like a house cat. Porcupine
  7. In the summer my scat looks like cow pies, but in the winter it looks like chocolate covered almonds. Cougar

**COOL FACT!**

Beaver poop floats! (Because of all the wood that they eat.)



# JOIN IN


---

## ATTEND A PARK PROGRAM!

---

Join in on an evening campfire talk or an interpretive stroll (check with park staff for the schedule).

Get an autograph from your park interpreter and draw a picture or write about one fun thing you learned from the program.



Park interpreter's autograph:

\_\_\_\_\_



**JOKE  
CORNER**


Q: What runs but never walks?  
Hint: It's on the Bingo page.



# FIGURE IT OUT???

## GLACIER'S ANIMALS

Use the clues to fill in this puzzle. Visit the Rogers Pass Discovery Centre to learn more about these animals.



### ACROSS

1. I'm a big, but silent cat.
3. I'm small and furry with cute round ears. I collect flowers and grasses.
5. I'm tiny and drink from flowers. I fly to Mexico for the winter.
7. I sing a song just like my name.
8. I'm big and furry and sleep all winter.
9. I live up high and can climb cliffs. (2 words)
10. I'm the biggest weasel in North America.

### DOWN

1. You can find me on the Canadian quarter.
2. I'm cat-sized, furry and I whistle loudly.
4. I'm a bunny with big feet.
6. You won't see me unless you come out at night.

**COOL FACT!**

Hummingbirds are the only birds that can fly backwards!

# FIND IT



## SCAVENGER HUNT

Look for these items at any trail or campground. When you find one, tick it off your list. Where there is space, draw a picture, take a photograph or write about what you found.

- A rock



- Moss

- A yellow leaf



- A pine cone

- Something alive - what is it? \_\_\_\_\_

- Something dead - what is it? \_\_\_\_\_

- A plant that smells nice

- A tree that loses its leaves in the fall



- A leaf that has been chewed by an insect



Draw one!

- Something furry

- Something that sounds pretty

- Something that is louder than a car

Draw one!

- Something scratchy

- Something sticky

- Something smooth

**JOKE  
CORNER**

Q: What's  
brown and  
sticky?  
A: A stick!

# USE YOUR SENSES




---

## ROCKGARDEN MYSTERIES

---

Wander along the Rockgarden trail and look for the mysterious symbols on the rocks. Choose one (or part of one) that you like and do a rubbing of it by placing this page of your book over the symbol and colouring over it with the side of your pencil or crayon.



These rocks were already 400 million years old when dinosaurs were wandering the earth!



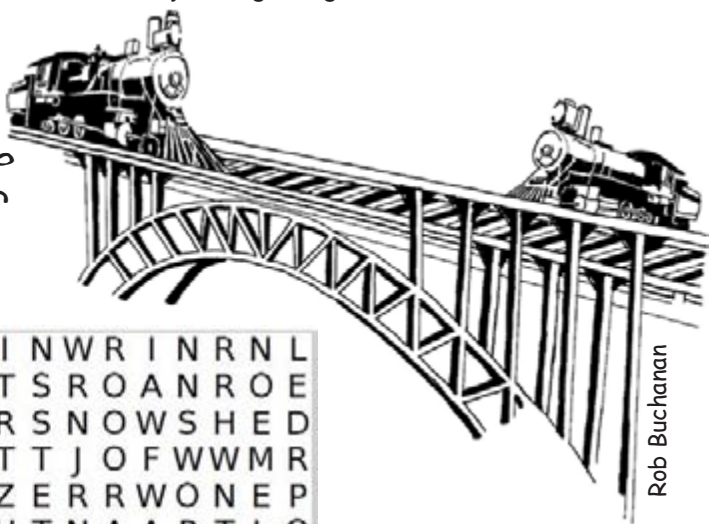
# SEARCH FOR



## TRAINS AND RAILS

Find all the railway words that are hidden in this puzzle. Look across, down and diagonally. To learn more about the railway through Rogers Pass, visit the Abandoned Rails Trail.

Oh no! Are these two trains going to crash into each other?!?



Rob Buchanan
















- |                     |                |
|---------------------|----------------|
| Avalanche           | Mountains      |
| Bridge              | National Park  |
| Canadian Pacific    | Railway        |
| Engineer            | Snowplow       |
| Freight             | Snowshed       |
| Glacier House       | Time Zones     |
| Howitzer            | Tourists       |
| Illecillewaet River | Tracks         |
| Locomotive          | Transportation |
| Loop Brook          | Tunnel         |
| Major Rogers        |                |

# FIND IT



## BINGO!

Look out for these plants, animals and other things in the park. When you spot one, mark the square with an 'X'. Find 4 in a row across, down or diagonally - or see if you can find them all!

 Park Staff	Creek or river	 Butterfly	 Ground Squirrel
 Marmot	 Cedar	 Hummingbird	 Alder leaf
 Dragonfly	Gray jay (gray bird that may steal your food!)	 Mosquito	Stellar's jay (blue bird with a mohawk!)
 Fireweed (pink flower)	 Bear	 Raven	 Red squirrel

# GET MOVING

---

## TAKE A HIKE!

---

Choose a trail in the park and go for a hike with your family and friends. Take a photograph, draw a picture or write about your favourite part of the hike. Talk to the staff at the Rogers Pass Discovery Centre to find out more about our trails. Some trail suggestions: Loop Brook, Hemlock Grove, Bear Creek Falls or Balu Pass.



Kids grow faster  
in the spring!



# TRY IT OUT !!

---

## TIE A CLIMBER'S KNOT

---

Learn to tie a figure 8 knot that climbers use to tie into their rope. Find a piece of string or rope and follow these instructions.

### HOW TO TIE A FIGURE 8 KNOT



Now try adding a second rope. Pretend your first rope, which is already knotted, is the road and your second rope is a car. Then have the "car" drive along the "road". A figure 8 knot is a great way to tie two ropes together because it's a strong knot that is easy to undo.

**JOKE  
CORNER**

Q: What kind of bow can't be tied?

A: A Rainbow!

# FIGURE IT OUT???

---

## MOUNTAIN MAZE

---

Follow in the footsteps of early explorers and find a route through the Selkirk Mountains.





**EVALUATION:** We want your opinion!

Please **circle** your answers:

**1. Completing the Xplorers booklet was:**

Crazy fun    Fun    Kinda fun    Not so much fun    Booring

**2. The activities were:**

Way too easy    Easy    Just right    Hard    Way too hard

**3. Circle your 3 favourite activities and put an X through your 3 least favourite activities.**

Eye-spy through  
the Park

Glacier's Animals  
(crossword)

Trains and Rails  
(wordsearch)

Become a Tracker!

Scavenger Hunt

Take a Hike!

The Scoop on  
Poop!

Rockgarden  
Mysteries

Tie a Climber's  
Knot

Attend a Park  
Program

Bingo!

Mountain Maze

**4. How old are you?**

Under 6    6 - 8    9 - 11    12 and older

**5. Were there enough activities to choose from?    Yes    No**

Please give this to a Parks Canada staff member or mail it to us at the address on the following page. Thanks for your help!





# HOW TO BECOME AN XPLORES BY EMAIL OR SNAIL-MAIL



## In a letter or email tell us:

- Your name
- Your address
- Three activities you completed

**Email:** [revglacier.reception@pc.gc.ca](mailto:revglacier.reception@pc.gc.ca)

## Snail-mail:

Parks Canada Xplorers  
PO Box 350  
Revelstoke, BC  
V0E 2S0  
Canada



All drawings by Zuzana Driediger unless otherwise noted.  
Cover image: Tarn at the toe of the Illecillewaet Glacier. © Rob Buchanan.

# LIKE TO XPLORER??



YOU CAN HAVE FUN IN LOTS OF  
OTHER PARKS CANADA PLACES!

GO TO

[PARKSCANADA.GC.CA/XPLORERS](http://PARKSCANADA.GC.CA/XPLORERS)

TO SEE WHERE THEY ARE