




Mount Revelstoke
National Park
parkscanada.gc.ca





Welcome to Mount Revelstoke National Park!

How to become an Xplorer

1. Complete 3 activities in this booklet.
2. Once you are done, bring your booklet to the Rogers Pass Discovery Centre (open 8am to 6pm, 7 days a week) or the Parks Canada office in Revelstoke, 301B 3rd Street West (open Monday to Friday, 8am to 12pm and 1pm to 4:30pm). You can also email or snail-mail us to become an Xplorer; see the instructions on the last page.
3. Talk to a staff member about how to get your certificate and Parks Canada Xplorer souvenir.

The activities will be easier and more fun to do if you have an adult along. Show him/her this book to get started on your first challenge!

THIS
BOOKLET
BELONGS TO



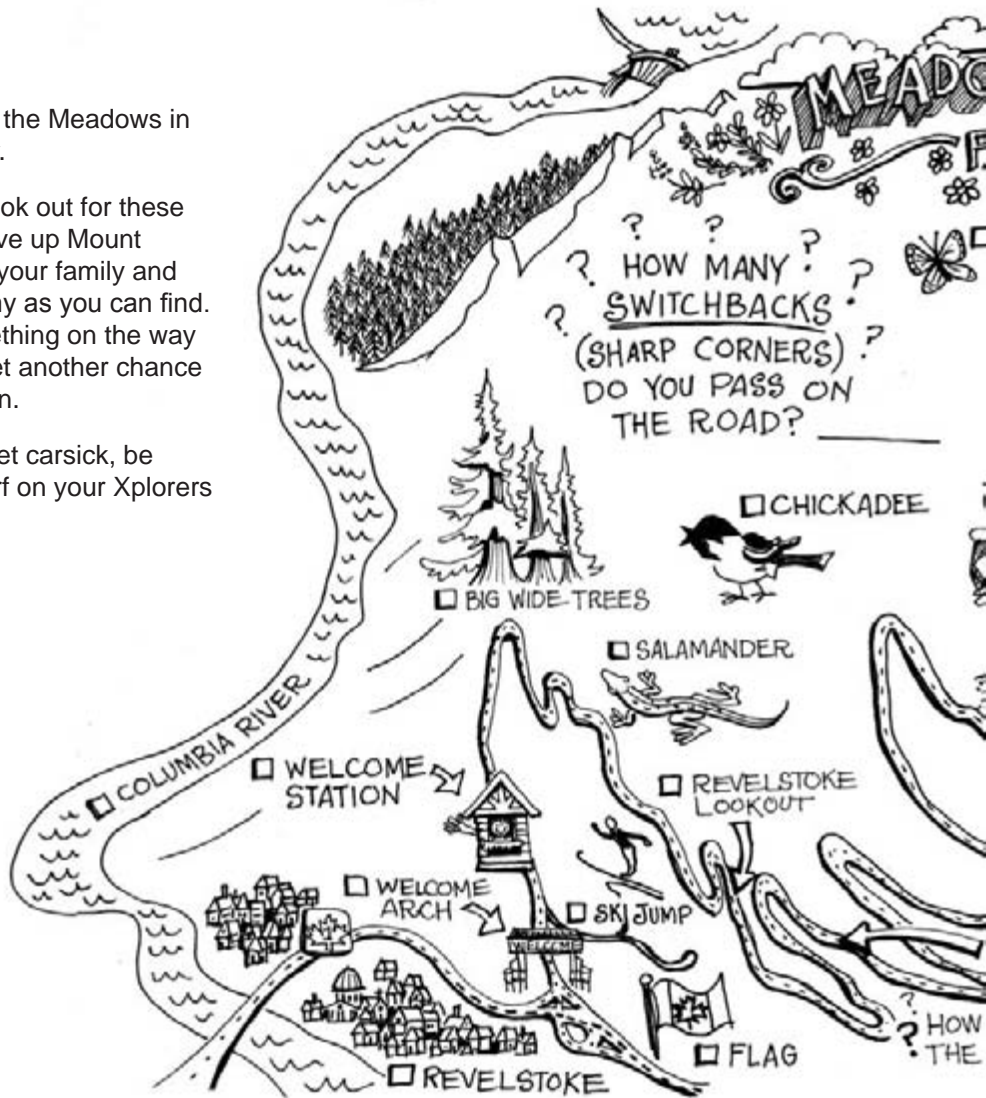
TAKE A LOOK

EYE-SPY ON MEADOWS IN THE SKY!

Location: Along the Meadows in the Sky Parkway.

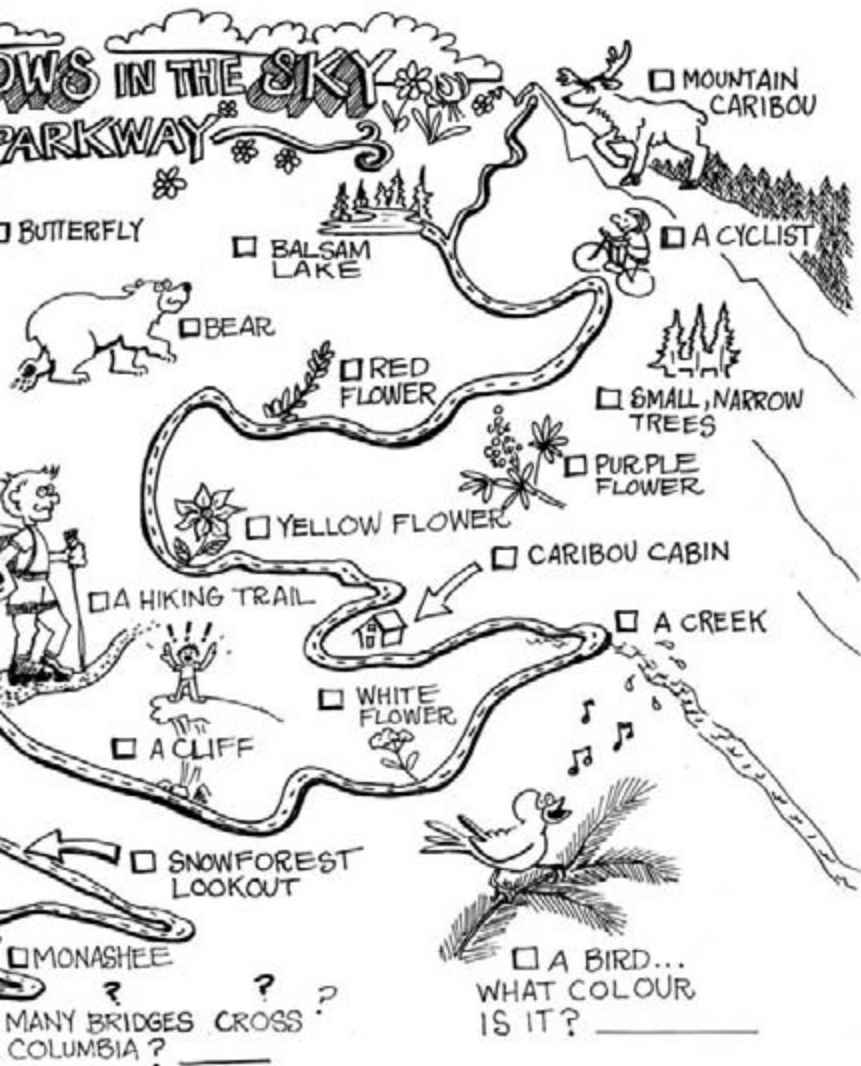
Instructions: Look out for these sights as you drive up Mount Revelstoke with your family and check off as many as you can find. If you miss something on the way up, then you'll get another chance on the drive down.

Caution! If you get carsick, be careful not to barf on your Xplorers booklet!



COOL FACT!

This road was built 100 years ago and folks drove Model-T Fords up it back then!



USE YOUR SENSES



SOUNDSCAPE

Location: A quiet trail or lookout (eg: Inspiration Woods or Panorama Point).

Instructions: Find a quiet spot just off the trail to sit for 5-10 minutes. You'll be making a map of the sounds you hear in the woods. You are at the centre of the page. Close your eyes and each time you hear a sound, open your eyes a tiny bit to make a mark on your soundscape. Use different symbols for different sounds.



JOKE CORNER

Question: What do
you call a Bear
with no ears?
Answer: B!

SEARCH FOR



PLANTS IN THE PARK

Find some of Mount Revelstoke's plants in this wordsearch and see if you can identify some in the park too!



Arctic lupine



Glacier lily



Sitka alder



Western red-cedar




Subalpine daisy

- | | | |
|--------------|--------------|-----------------|
| Alder | Fireweed | Paintbrush |
| Aspen | Dogwood | Pine |
| Birch | Douglas-fir | Spruce |
| Buttercup | Elderberry | Wild strawberry |
| Cedar | Glacier lily | Wild ginger |
| Cottonwood | Heather | Willow |
| Daisy | Hemlock | Yarrow |
| Devil's club | Oregon grape | Yew |


FIGURE IT OUT???

SKI JUMPING CROSSWORD

Hike with your family to the Nels Nelsen historical area and check out the "Big Hill" that ski jumpers once jumped from. A few of the answers to the clues may be found in the display on site.



Women ski jumpers will compete in the Olympics for the first time in 2014, but Isabel Coursier was making world records here in the 1920s!



ACROSS

1. Birds, bats, bugs and ski jumpers do this.
3. These keep you attached to your skis.
7. The name of this town, this park and this mountain.
8. It's cold, white and fun to slide on.
10. The first woman to jump alone at the big hill. (2 words). Hint: her name is on this page!

DOWN

2. The _____ jump here was 94.5 metres long.
4. Each one is unique and has six sides.
5. He won more competitions in Revelstoke than anyone else (2 words). Hint: the historic area is named after him!
6. The wooden planks the jumpers wore.
9. What rabbits, frogs and some skiers do.

GET MOVING

TAKE A HIKE!

Choose a trail in the park and go for a hike with your family and friends. Take a photograph, draw a picture or write about your favourite part of the hike.

For an extra challenge hike the Eva Lake Trail (2-3 hours and 6 km one way). When you get there you can look for the oldest piece of graffiti on the Eva Lake Cabin which was done in 1932, but please don't add any more graffiti to this historic cabin!

**COOL
FACT!**

Bears plant berry bushes when they poop! Seeds that end up in bear scat have a better chance of growing into a plant.



TRY IT OUT !!

HOW GIANT IS A GIANT CEDAR?

Location: Giant Cedars Boardwalk - the cedar tree in the grassy area by the picnic tables


Instructions: Gather your family and friends and find out how many people it takes to circle around a western red-cedar while holding hands.

Did your family get all the way around the cedar? _____

How many people were in your group? _____

How many people would you need to get around the tree? _____

Bonus activity:
Spot 8 differences
between these
two drawings.



TAKE A LOOK

SCAVENGER HUNT

Location: Skunk Cabbage Boardwalk.

Instructions: Find as many of these items as you can while you walk the trail and check them off as you go.

**COOL
FACT!**

300 million years ago dragonflies had wingspans of up to 70cm. Luckily they've shrunk a bit!



Cedar tree

Moss

Ferns

Snail

Frog or frog eggs

Dragonfly

A muskrat swimming



American dipper (check the creek for a bird bouncing on the rocks).

Skunk cabbage: what does it smell like? _____

Devil's club (a very spiky plant).

A bird: what colour is it? _____

An old beaver dam with water flowing over it.




FIGURE IT OUT???

DOT-TO-DOT

Connect the dots to discover a small animal that loves water. Once you're done check the last page of the booklet to learn more about this animal.


Hint: if you're struggling to find the first number, it's above the left eye.



**COOL
FACT!**


Animals that lay eggs don't have belly buttons!

CREATE YOUR OWN



BUILD YOUR OWN COMPASS!


...A COMPASS NEEDLE SWINGS FREELY AND ALWAYS SETTLES DOWN POINTING NORTH-SOUTH. TO MAKE YOUR OWN COMPASS, YOU WILL NEED A MAGNET, A STEEL NEEDLE, A PIECE OF CORK, AND A SHALLOW DISH.



MAKE THE NEEDLE MAGNETIC BY STROKING IT WITH A MAGNET AT LEAST 50 TIMES - IN ONE DIRECTION ONLY



PLACE THE NEEDLE ON THE CORK AND FLOAT IT IN A DISH FILLED WITH WATER.




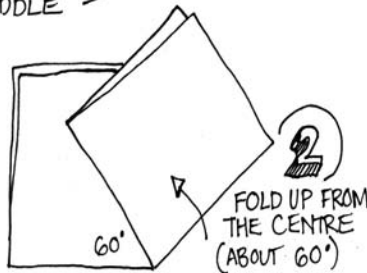
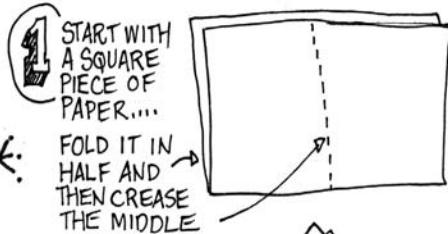
WHEN THE NEEDLE SETTLES DOWN, WATCH WHICH DIRECTION IT POINTS IN. CHECK THE DIRECTION WITH A REAL POCKET COMPASS AND LABEL IT 'NORTH'

**COOL
FACT!**

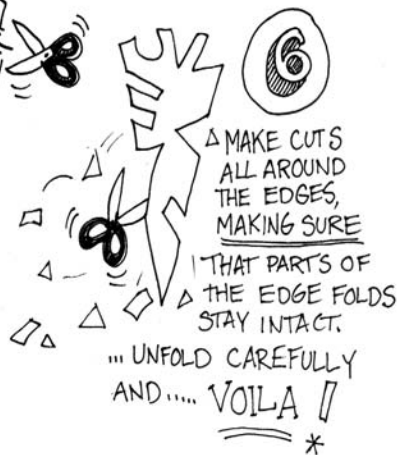
Some birds that migrate can sense the earth's magnetic field. If you put them in cages, they will all face south in the fall and if you change the magnetic field in their cage, they will turn and face the new "south"!

CREATE YOUR OWN

MAKE A 6-SIDED SNOWFLAKE!



Did you know that snowflakes always have six sides? Follow these instructions and make your own realistic snowflake.



JOKE CORNER

Q: What did one snowman ask the other?
A: Do you smell carrots?

GO MEET

PEAK SPEAK!

Location: The fire tower on the summit of Mount Revelstoke (a 5 minute hike from where the shuttle bus drops you off).

Instructions: Find a park interpreter at the fire tower and ask him or her about the park, the fire tower or the cool stuff that's up there. Write or draw about one cool thing you learn. If there is no park interpreter at the fire tower, then write or draw about something you see from the summit.

**JOKE
CORNER**

Q: Why do hummingbirds fly south for the winter?

A: Because it's too far to walk!













FIND IT



BINGO!

Location: The First Footsteps trail on the summit of Mount Revelstoke.

Instructions: Look out for these items along the trail. When you spot one, mark the square with an 'X'. Find 4 in a row across, down or diagonally - or see if you can find them all!

Mosquito 	An Okanagan Chief	Lupine (purple flower) 	Ground Squirrel (or its home) 
Huckleberries	 Snow!	A petroglyph (rock carving)	 Mountain arnica (yellow flower)
Hiker 	Sitka valerian (white flower) 	 Glacier lily (yellow flower)	A view of a glacier
A rock with something growing on it.	 Paintbrush (red flower)	A Ktunaxa creation story	 Conifer trees (evergreens)

EVALUATION: We want your opinion!

Please **circle** your answers:

1. Completing the Xplorers booklet was:

Crazy fun Fun Kinda fun Not so much fun Booring

2. The activities were:

Way too easy Easy Just right Hard Way too hard

3. Circle your 3 favourite activities and put an X through your 3 least favourite activities.

Eye-spy through
the Park

Glacier's Animals
(crossword)

Trains and Rails
(wordsearch)

Become a Tracker!

Scavenger Hunt

Take a Hike!

The Scoop on
Poop!

Rockgarden
Mysteries

Tie a Climber's
Knot

Attend a Park
Program

Bingo!

Mountain Maze

4. How old are you?

Under 6 6 - 8 9 - 11 12 and older

5. Were there enough activities to choose from? Yes No

Please give this to a Parks Canada staff member or mail it to us at the address on the following page. Thanks for your help!




CAN YOU HELP US OUT ???

HERE'S YOUR CHANCE TO TELL US WHAT YOU THINK ABOUT THE ACTIVITIES IN YOUR XPLOER BOOKLET.



Extra Comments



Stuff your adult needs to know...the fine print

Participation is voluntary. All information provided will remain anonymous and confidential, and the results will be used in aggregate form only. If you have any questions about the collection and use of the information in this survey, please email us at information@pc.gc.ca or call 1-888-773-8888.

HOW TO BECOME AN XPLOER BY EMAIL OR SNAIL-MAIL



In a letter or email tell us:

- Your name
- Your address
- Three activities you completed

Email: revglacier.reception@pc.gc.ca

Snail-mail:

Parks Canada Xplorers
PO Box 350
Revelstoke, BC
V0E 2S0
Canada

Dot-to-dot answer: This is a Coeur-d'Alene salamander which lives in and around creeks on Mount Revelstoke. It has no lungs and breathes through its skin! It is also listed as a species of special concern as there aren't many of them in Canada.



All drawings by Zuzana Driediger unless otherwise noted.
Cover image: View from Jade Lake Trail, Guillaume Lansac.

LIKE TO XPLORER??



YOU CAN HAVE FUN IN LOTS OF
OTHER PARKS CANADA PLACES!

GO TO

PARKSCANADA.GC.CA/XPLORERS

TO SEE WHERE THEY ARE